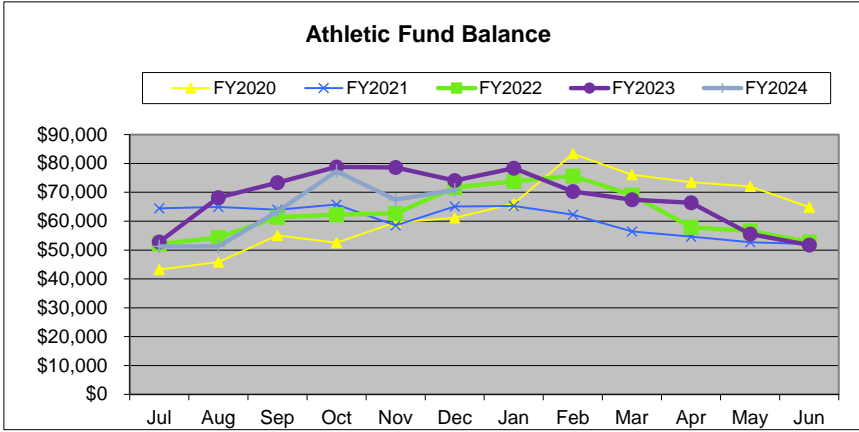
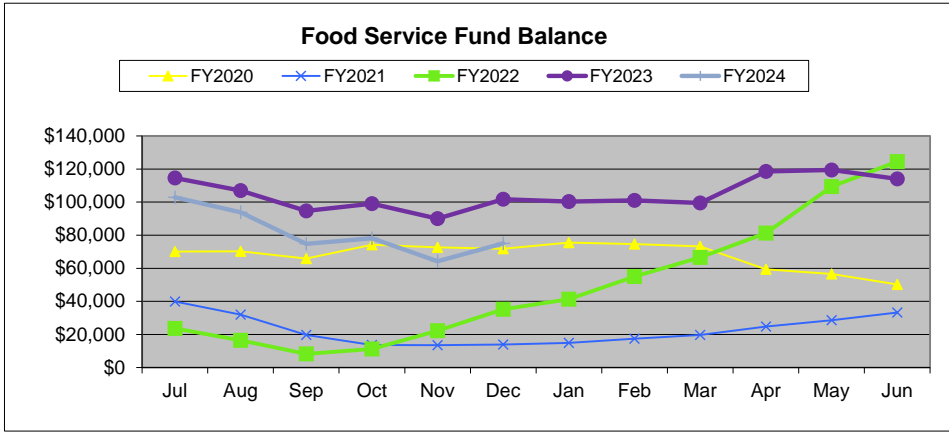


Lucas Local Schools
Monthly Finance Report
For the period ending: DECEMBER_2023



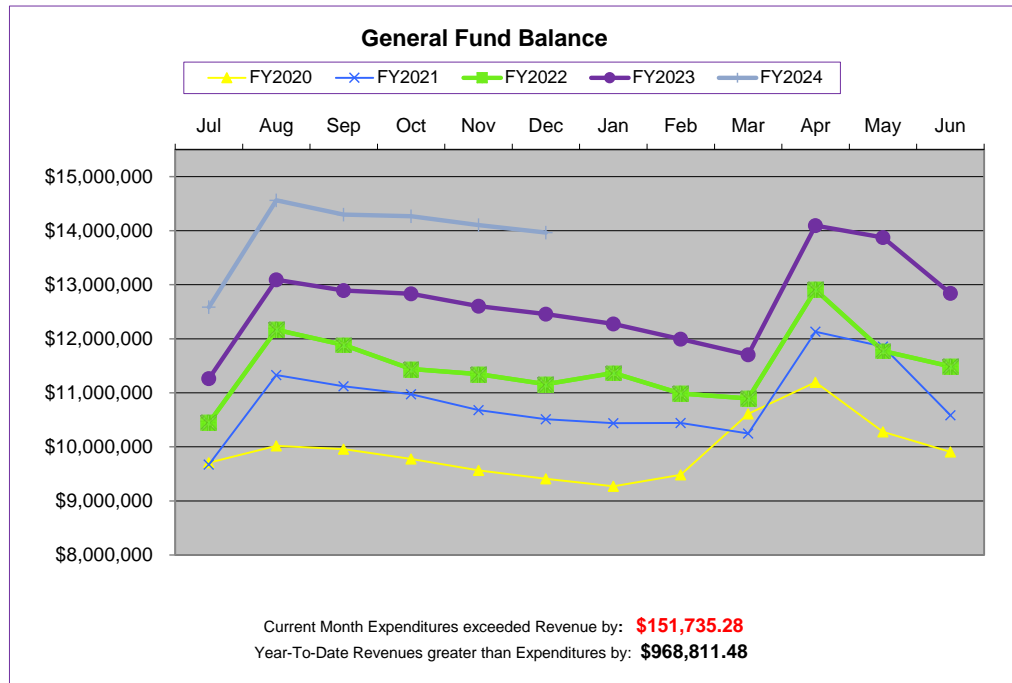
PERMANENT IMPROVEMENT FUND (003): \$ 604,890.64
CAPITAL PROJECTS FUND (070): \$3,176,522.40
Expenditures Current Month:

Total \$ -

Open Purchase Orders:

Total \$ -

Amount Available for Projects: \$ 3,781,413.04



Current Month Expenditures exceeded Revenue by: **\$151,735.28**
 Year-To-Date Revenues greater than Expenditures by: **\$968,811.48**

General Fund Information:
 Ending cash balance as of June 30, 2023: \$12,842,149 Actual (updated 6/30/2023)
 Forecasted Ending cash balance June 30, 2024: \$14,935,641 updated 11/21/2023
 Forecasted Ending cash balance June 30, 2025: \$16,481,281 updated 11/21/2023
 Forecasted Ending cash balance June 30, 2026: \$17,424,119 updated 11/21/2023
 Forecasted Ending cash balance June 30, 2027: \$18,206,063 updated 11/21/2023

Date: 01/05/2024
Time: 12:40

LUCAS LOCAL SCHOOL DISTRICT
Cash Reconciliation as of 12/31/2023

Page: 1

Gross Depository Balances:

Richland Bank General	\$148,000.00
Richland Bank Sweep	\$307,141.93
Richland Bank Payment	\$1,141.46
Richland Bank MM Savings	\$15,422.36
Star Ohio	\$13,637,666.49
Richland Bank Athletic	\$736.50

Total Depository Balances (Gross) \$14,110,108.74

Adjustments to Bank Balance:

Cash in Transit to Bank	\$0.00
Outstanding Checks	(\$25,172.10)
Adjustments:	
Athletic Checking	(\$736.50)
Unreconciled Difference	\$60.16

Total Adjustments to Bank Balance (\$25,848.44)

Investments:

Treasury Bonds and Notes	\$0.00
Certificate of Deposits	\$0.00
Other Securities	\$0.00
Other Investments:	
Richland Bank Investments (Cost Basis)	\$4,084,591.52

Total Investments \$4,084,591.52

Cash on Hand:

Petty Cash:	
Change Cash:	
BOARD,ELEM, MS,HS,ST ACT OFFICE	\$350.00
CHANGE FUND	
ATHLETICS CHANGE FUND	\$1,200.00
Cash with Fiscal Agent	\$0.00

Total Cash on Hand \$1,550.00

Total Balances \$18,170,401.82

Total Fund Balance \$18,170,401.82

Depository Clearance Accounts:

Total Clearance Account Balances \$0.00


Treasurer

LUCAS LOCAL SCHOOL DISTRICT

Cash Summary Report

FUND/SCC	Description	Initial Cash	MTD Received	FYTD Received	MTD Expended	FYTD Expended	Fund Balance	Encumbrance	Unencumbered Balance
001-0000	GENERAL FUND	\$ 12,842,149.42	\$ 348,912.30	\$ 4,400,516.66	\$ 480,137.63	\$ 3,323,605.25	\$ 13,919,060.83	\$ 1,104,553.38	\$ 12,814,507.45
001-9003	ECONOMIC DISADVANTAGED	55,523.54	0.00	0.00	5,789.48	8,040.84	47,482.70	0.00	47,482.70
001-9023	GENERAL	0.00	0.00	0.00	0.00	0.00	0.00	0.00	0.00
001-9300	CASINO REVENUES SET ASIDE	35,889.28	0.00	16,373.02	286.26	5,096.22	47,166.08	5,736.26	41,429.82
003-9096	PERMANENT IMPROVEMENT	668,240.64	0.00	0.00	0.00	63,350.00	604,890.64	0.00	604,890.64
006-0000	FOOD SERVICES FUND	113,987.87	31,304.18	88,966.80	20,550.12	127,949.28	75,005.39	114,148.95	(39,143.56)
007-9001	SPECIAL TRUST - ELEM FACULTY	681.54	3.24	19.12	0.00	0.00	700.66	0.00	700.66
007-9003	SPECIAL TRUST - M.S. & H.S. FACULTY	122.35	0.58	3.44	0.00	0.00	125.79	0.00	125.79
007-9004	Cathy Gilbert Memorial	1,969.19	9.37	55.25	0.00	0.00	2,024.44	0.00	2,024.44
007-9011	MICHAEL C. FANELLO MEMORIAL SCHOLARSHIP	19,235.71	91.53	539.67	0.00	0.00	19,775.38	1,000.00	18,775.38
008-9095	ENDOWMENT FUND	9,716.45	46.23	272.60	0.00	0.00	9,989.05	500.00	9,489.05
008-9096	Scholarship fund Shelby Cooper	0.00	3,000.00	3,000.00	1,000.00	1,000.00	2,000.00	2,000.00	0.00
008-9099	ENDOWMENT-CHRISTINE WYKA SCHOLARSHIP	33,329.90	158.59	935.09	0.00	0.00	34,264.99	500.00	33,764.99
008-9100	LSSF SCHOLARSHIP FUND	0.00	0.00	0.00	0.00	0.00	0.00	5,000.00	(5,000.00)
018-9001	PUBLIC SCHOOL SUPPORT FUND - ELEMENTARY	7,380.09	170.00	505.00	1,279.80	2,229.79	5,655.30	0.00	5,655.30
018-9002	PUBLIC SCHOOL SUPPORT FUND - MIDDLE SCHOOL	679.95	0.00	0.00	639.90	956.00	(276.05)	480.00	(756.05)
018-9003	PUBLIC SCHOOL SUPPORT FUND - HIGH SCHOOL	3,440.82	0.00	420.21	1,369.80	1,424.24	2,436.79	2,235.00	201.79
018-9004	SUPT/TREAS FLOWER/FUNDRSR	20.98	0.00	0.00	0.00	0.00	20.98	0.00	20.98
018-9023	PBIS - STUDENT/STAFF INITIATIVE	3,473.60	2,245.00	2,617.01	0.00	0.00	6,090.61	0.00	6,090.61
019-9105	PARK NATIONAL BANK TEACHER GRANT M. WARNER	97.00	0.00	0.00	0.00	0.00	97.00	0.00	97.00
019-9501	Academic Booster's Mini Grant	1,307.74	0.00	0.00	0.00	0.00	1,307.74	0.00	1,307.74
019-9700	LUCAS LOCAL SCHOOL SUSTAINING FUND	16,256.21	0.00	2,802.25	0.00	1,182.25	17,876.21	4,370.75	13,505.46
020-0000	FARM	2,248.16	0.00	0.00	0.00	0.00	2,248.16	0.00	2,248.16
070-9021	CAPITAL PROJECTS FUND	3,176,522.40	0.00	0.00	0.00	0.00	3,176,522.40	0.00	3,176,522.40
200-9001	DRAMA CLUB-ELEMENTARY	86.56	0.00	0.00	0.00	0.00	86.56	0.00	86.56
200-9002	DRAMA CLUB-MIDDLE SCHOOL	665.08	0.00	0.00	0.00	0.00	665.08	0.00	665.08
200-9015	CLASS OF 2015	1,070.40	0.00	0.00	0.00	0.00	1,070.40	0.00	1,070.40
200-9016	CLASS OF 2016	0.00	0.00	0.00	0.00	0.00	0.00	0.00	0.00
200-9017	CLASS OF 2017	887.97	0.00	0.00	0.00	0.00	887.97	0.00	887.97
200-9018	CLASS OF 2018	1,112.23	0.00	0.00	0.00	0.00	1,112.23	0.00	1,112.23
200-9019	CLASS OF 2019	869.73	0.00	0.00	0.00	0.00	869.73	0.00	869.73
200-9020	CLASS OF 2020	0.00	0.00	0.00	0.00	0.00	0.00	0.00	0.00
200-9021	CLASS OF 2021	351.22	0.00	0.00	0.00	0.00	351.22	0.00	351.22
200-9022	CLASS OF 2022	256.39	0.00	0.00	0.00	0.00	256.39	0.00	256.39

LUCAS LOCAL SCHOOL DISTRICT

Cash Summary Report

FUND/SCC	Description	Initial Cash	MTD Received	FYTD Received	MTD Expended	FYTD Expended	Fund Balance	Encumbrance	Unencumbered Balance
200-9023	CLASS OF 2023	\$ 290.74	\$ 0.00	\$ 0.00	\$ 0.00	\$ 0.00	\$ 290.74	\$ 0.00	\$ 290.74
200-9024	CLASS OF 2024	1,676.18	178.46	838.46	0.00	50.96	2,463.68	2,700.00	(236.32)
200-9025	CLASS OF 2025	2,085.00	82.00	1,307.00	0.00	0.00	3,392.00	0.00	3,392.00
200-9026	CLASS OF 2026	640.00	0.00	800.00	0.00	0.00	1,440.00	0.00	1,440.00
200-9027	CLASS OF 2027	0.00	0.00	600.00	0.00	0.00	600.00	0.00	600.00
200-9125	FRENCH CLUB	1,151.71	0.00	0.00	0.00	0.00	1,151.71	0.00	1,151.71
200-9128	SPANISH CLUB	713.25	0.00	0.00	0.00	0.00	713.25	0.00	713.25
200-9144	DESTINATION IMAGINATION	64.16	0.00	0.00	0.00	0.00	64.16	0.00	64.16
200-9330	F F A	12,659.49	2,245.00	7,245.00	1,171.49	3,430.66	16,473.83	858.00	15,615.83
200-9440	MUSIC ACTIVITIES	0.00	0.00	0.00	0.00	0.00	0.00	0.00	0.00
200-9470	CHOIR	580.54	0.00	0.00	0.00	0.00	580.54	0.00	580.54
200-9611	ELEM STUDENT COUNCIL	2,079.59	352.50	422.14	27.00	103.56	2,398.17	242.44	2,155.73
200-9612	MIDDLE SCHOOL STUDENT COUNCIL	2,628.62	99.00	99.00	0.00	0.00	2,727.62	315.00	2,412.62
200-9613	HS STUDENT COUNCIL	3,959.87	0.00	1,935.00	190.72	855.12	5,039.75	350.00	4,689.75
200-9680	YEARBOOK	13,802.24	960.00	1,745.00	520.52	4,635.01	10,912.23	963.99	9,948.24
200-9690	NEWSPAPER	621.59	0.00	0.00	0.00	0.00	621.59	0.00	621.59
200-9710	LUCAS ACADEMIC HONOR SOCIETY	911.25	0.00	0.00	50.00	50.00	861.25	0.00	861.25
200-9810	LUCAS SCHOOLS PEP CLUB	584.15	0.00	0.00	0.00	0.00	584.15	0.00	584.15
300-9001	ELEM/MS LIBRARY	8,183.75	400.23	4,095.84	0.00	2,509.96	9,769.63	5,990.04	3,779.59
300-9003	HS LIBRARY	1,042.08	0.00	0.00	0.00	0.00	1,042.08	0.00	1,042.08
300-9440	BAND/MUSIC DIST MANAGED ACT ACCT	9,077.98	0.00	625.00	432.77	1,611.38	8,091.60	1,032.54	7,059.06
300-9500	ATHLETIC	51,742.58	4,764.00	53,118.00	1,379.63	34,036.87	70,823.71	35,704.83	35,118.88
300-9510	ATHLETICS - HS FOOTBALL	16,420.21	0.00	1,829.00	0.00	7,050.00	11,199.21	1,410.00	9,789.21
300-9511	ATHLETICS - MS FOOTBALL	87.67	0.00	0.00	0.00	0.00	87.67	0.00	87.67
300-9520	ATHLETICS - BOYS HS BASKETBALL	1,658.99	42.00	802.00	0.00	0.00	2,460.99	710.00	1,750.99
300-9521	ATHLETICS - BOYS MS BASKETBALL	98.61	0.00	0.00	0.00	0.00	98.61	0.00	98.61
300-9525	ATHLETICS - GIRLS HS BASKETBALL	646.68	75.00	1,738.50	1,626.50	1,626.50	758.68	176.00	582.68
300-9526	ATHLETICS - GIRLS MS BASKETBALL	52.44	0.00	0.00	0.00	0.00	52.44	0.00	52.44
300-9528	ATHLETICS - WRESTLING	3,900.11	2,000.00	2,719.00	0.00	0.00	6,619.11	0.00	6,619.11
300-9530	ATHLETICS - BASEBALL	1,628.04	0.00	0.00	0.00	0.00	1,628.04	0.00	1,628.04
300-9540	ATHLETICS - SOFTBALL	8,957.67	0.00	5,112.00	0.00	1,144.00	12,925.67	0.00	12,925.67
300-9550	ATHLETICS - HS VOLLEYBALL	1,125.33	0.00	7,049.34	0.00	4,719.00	3,455.67	0.00	3,455.67
300-9551	ATHLETICS - MS VOLLEYBALL	0.00	0.00	0.00	0.00	0.00	0.00	0.00	0.00
300-9553	ATHLETICS - HS CHEERLEADING	1,566.00	1,834.96	3,859.94	114.50	2,471.61	2,954.33	1,561.13	1,393.20
300-9554	ATHLETICS - MS CHEERLEADING	107.80	0.00	0.00	0.00	0.00	107.80	0.00	107.80

LUCAS LOCAL SCHOOL DISTRICT

Cash Summary Report

FUND/SCC	Description	Initial Cash	MTD Received	FYTD Received	MTD Expended	FYTD Expended	Fund Balance	Encumbrance	Unencumbered Balance
300-9560	ATHLETICS - HS CROSS COUNTRY	\$ 1,024.34	\$ 0.00	\$ 0.00	\$ 0.00	\$ 88.92	\$ 935.42	\$ 86.08	\$ 849.34
300-9561	ATHLETICS - MS CROSS COUNTRY	220.11	0.00	0.00	0.00	0.00	220.11	0.00	220.11
300-9570	ATHLETICS - HS TRACK & FIELD	2,822.77	0.00	0.00	0.00	0.00	2,822.77	0.00	2,822.77
300-9571	ATHLETICS - MS TRACK & FIELD	0.00	0.00	0.00	0.00	0.00	0.00	0.00	0.00
451-9021	eTech Ohio Connectivity Subsidy	0.00	0.00	0.00	0.00	0.00	0.00	0.00	0.00
451-9022	eTech Ohio Connectivity Subsidy	0.00	0.00	0.00	0.00	0.00	0.00	0.00	0.00
451-9023	DATA COMMUNICATION FUND	0.00	0.00	138.30	0.00	138.30	0.00	0.00	0.00
451-9024	DATA COMMUNICATION FUND	0.00	0.00	2,700.00	0.00	0.00	2,700.00	0.00	2,700.00
467-9020	Student Wellness and Success Fund FY20	0.00	0.00	0.00	0.00	0.00	0.00	0.00	0.00
467-9021	Student Wellness and Success Fund FY21	0.00	0.00	0.00	0.00	0.00	0.00	0.00	0.00
467-9022	Student Wellness and Success Fund FY21	0.00	0.00	0.00	0.00	0.00	0.00	0.00	0.00
499-9020	SCHOOL SAFETY GRANT	0.00	0.00	0.00	0.00	0.00	0.00	0.00	0.00
499-9021	SCHOOL SAFETY GRANT	0.00	0.00	0.00	0.00	0.00	0.00	0.00	0.00
499-9022	MISCELLANEOUS STATE GRANT FUND	0.00	0.00	0.00	0.00	0.00	0.00	0.00	0.00
499-9121	School Bus Purchase Program	0.00	0.00	0.00	0.00	0.00	0.00	0.00	0.00
507-0000	ELEMENTARY AND SECONDARY SCHOOL EMERGENCY RELIEF FUND	0.00	0.00	0.00	0.00	0.00	0.00	0.00	0.00
507-9021	ESSER (Elem & Sec School Emergency Relief)	0.00	0.00	0.00	0.00	0.00	0.00	0.00	0.00
507-9022	ESSER II	0.00	0.00	59,713.67	0.00	59,713.67	0.00	0.00	0.00
507-9023	ESSER II	0.00	0.00	0.00	0.00	0.00	0.00	0.00	0.00
507-9024	ESSER II	0.00	0.00	0.00	0.00	0.00	0.00	0.00	0.00
507-9122	ARP ESSER	0.00	0.00	0.00	0.00	0.00	0.00	0.00	0.00
507-9123	ARP ESSER	0.00	0.00	8,991.55	0.00	8,991.55	0.00	0.00	0.00
507-9124	ARP ESSER	0.00	0.00	0.00	12,952.65	117,681.16	(117,681.16)	5,975.30	(123,656.46)
507-9223	ELEMENTARY AND SECONDARY SCHOOL EMERGENCY RELIEF FUND	0.00	0.00	0.00	0.00	0.00	0.00	0.00	0.00
508-9021	GEER (Governor's Emergency Education Relief)	0.00	0.00	0.00	0.00	0.00	0.00	0.00	0.00
510-9021	CRF (Coronavirus Relief Fund)	0.00	0.00	0.00	0.00	0.00	0.00	0.00	0.00
510-9121	BroadBand Ohio Connectivity Grant	0.00	0.00	0.00	0.00	0.00	0.00	0.00	0.00
510-9221	CRF Rich Cty Commisioners	0.00	0.00	0.00	0.00	0.00	0.00	0.00	0.00
516-9020	IDEA FY-2020	0.00	0.00	0.00	0.00	0.00	0.00	0.00	0.00
516-9021	IDEA FY-2021	0.00	0.00	0.00	0.00	0.00	0.00	0.00	0.00
516-9022	IDEA FY-2021	0.00	0.00	0.00	0.00	0.00	0.00	0.00	0.00
516-9023	IDEA B	0.00	2,549.90	2,549.90	0.00	2,549.90	0.00	0.00	0.00

LUCAS LOCAL SCHOOL DISTRICT
Cash Summary Report

Table with 10 columns: FUND/SCC, Description, Initial Cash, MTD Received, FYTD Received, MTD Expended, FYTD Expended, Fund Balance, Encumbrance, Unencumbered Balance. Rows include various grant categories like IDEA PART B GRANTS, TITLE I, and ARPA grants, ending with a Grand Total row.

Lucas Local School District Investment Report

Maturity Date	Description	Interest Rate	Invested Amount
12/15/2023	Bank Ozk 06417nb69	0.180%	\$ 200,000.00
1/3/2024	BEAL BANK USA LAS VEGAS	4.550%	\$ 200,000.00
9/24/2024	Byline Bk Chicago Ill	5.450%	\$ 200,000.00
11/12/2024	UBS Bk USA Salt Lake City UT	3.000%	\$ 200,000.00
12/2/2024	ALLY BK MIDVALE UTAH	3.000%	\$ 200,000.00
3/24/2025	Pinnacle Bk Nashville Tenn	5.300%	\$ 200,000.00
6/23/2025	CAPITAL EDUCATORS FED CR	5.250%	\$ 200,000.00
9/5/2025	Discover Bk	5.100%	\$ 200,000.00
9/15/2025	Morgan Stanley Bk	3.550%	\$ 200,000.00
9/19/2025	Wells Fargo Bank Natl Assn	5.250%	\$ 200,000.00
9/29/2025	Ephrata Natl Bk	3.650%	\$ 200,000.00
9/30/2025	United Fid Bk Fsb Evansville	5.050%	\$ 200,000.00
3/23/2026	Pathward Natl Assn Sioux Fa	5.500%	\$ 200,000.00
9/28/2026	Security Bk & Tr Co Paris	3.850%	\$ 200,000.00
9/30/2026	Morgan Stanley Private Bk	4.050%	\$ 200,000.00
1/28/2027	SOUTHERN BANK GEORGIA	4.300%	\$ 150,000.00
5/10/2027	First Fndtn Bk Irvine Ca	5.050%	\$ 200,000.00
10/6/2027	HARDIN CNTY SAVGS BK	4.750%	\$ 200,000.00
Total Investments at Maturity:			\$ 3,550,000.00
3/31/2024	U.S. Treas Nts	2.250%	\$ 194,342.00
	Money Market - Northern Instl Govt Select	5.260%	\$ 290,188.08
6/14/2024	Federal Home Loan Banks	4.875%	\$ 50,061.44
GRAND TOTAL:			\$ 4,084,591.52

Start Date: 12012023

End Date: 12312023

LUCAS LOCAL SCHOOL DISTRICT

Monthly Check Register

Check Number	Type	Date	Name	Vendor #	Status	Reconcile Date	Void Date	Amount
0	PAYROLL	12/8/2023	LUCAS LOCAL SCHOOL DISTRICT		RECONCILED	12/8/2023		\$ 163,036.54
0	PAYROLL	12/22/2023	LUCAS LOCAL SCHOOL DISTRICT		RECONCILED	12/22/2023		160,961.81
0	ACCOUNTS_PAYABLE	12/5/2023	CONNECT PARENT CORPORATION	131227	RECONCILED	12/5/2023		64.13
0	ACCOUNTS_PAYABLE	12/21/2023	BUREAU OF WORKERS' COMP	38900	RECONCILED	12/26/2023		16,183.00
0	ACCOUNTS_PAYABLE	12/19/2023	DIRECT ENERGY BUSINESS	931258	RECONCILED	12/19/2023		456.00
0	ACCOUNTS_PAYABLE	12/14/2023	FIRELANDS ELECTRIC COOP	988500	RECONCILED	12/14/2023		394.42
0	ACCOUNTS_PAYABLE	12/21/2023	HILLYARD OHIO	232220	RECONCILED	12/22/2023		557.60
0	ACCOUNTS_PAYABLE	12/21/2023	NAPA AUTO PARTS	397311	RECONCILED	12/22/2023		323.86
0	ACCOUNTS_PAYABLE	12/20/2023	OHIO.NET INTERNET PROVIDERS	931559	RECONCILED	12/21/2023		183.41
0	ACCOUNTS_PAYABLE	12/22/2023	PARK NATIONAL BANK	900300	RECONCILED	12/22/2023		4,697.95
0	ACCOUNTS_PAYABLE	12/22/2023	PARK NATIONAL BANK	396272	RECONCILED	12/22/2023		170.50
0	ACCOUNTS_PAYABLE	12/22/2023	SCHOOL EMPLOYEES RETIREMENT	902003	RECONCILED	12/22/2023		17,254.40
0	ACCOUNTS_PAYABLE	12/26/2023	SPECTRUM COMMUNICATIONS	902009	RECONCILED	12/27/2023		191.94
0	ACCOUNTS_PAYABLE	12/22/2023	STATE TEACHERS RETIREMENT SYST	902002	RECONCILED	12/22/2023		39,734.18
0	ACCOUNTS_PAYABLE	12/21/2023	TREASURER OF STATE	269950	RECONCILED	12/26/2023		61.50
0	ACCOUNTS_PAYABLE	12/21/2023	CELLCO PARTNERSHIP	131759	RECONCILED	12/26/2023		15.06
23638	ACCOUNTS_PAYABLE	12/8/2023	ROUTE 39 DESIGNS	232265	RECONCILED	1/1/2024		3,199.50
23639	ACCOUNTS_PAYABLE	12/13/2023	ABSOLUTE PEST CONTROL	131381	OUTSTANDING			63.00
23640	ACCOUNTS_PAYABLE	12/13/2023	AGPARTS WORLDWIDE, INC.	8852	RECONCILED	1/1/2024		270.00
23641	ACCOUNTS_PAYABLE	12/13/2023	AMAZON CAPITAL SERVICES	5240	RECONCILED	1/1/2024		286.26
23642	ACCOUNTS_PAYABLE	12/13/2023	CINTAS CORPORATION #003	131183	RECONCILED	1/1/2024		61.60
23643	ACCOUNTS_PAYABLE	12/13/2023	COLUMBIA GAS	55990	RECONCILED	1/1/2024		751.63
23644	ACCOUNTS_PAYABLE	12/13/2023	EJ THERAPY INC	396559	RECONCILED	1/1/2024		6,237.82
23645	ACCOUNTS_PAYABLE	12/13/2023	G & L SUPPLY CO	96450	RECONCILED	1/1/2024		963.75
23646	ACCOUNTS_PAYABLE	12/13/2023	GIONINO'S PIZZA	397180	OUTSTANDING			74.90
23647	ACCOUNTS_PAYABLE	12/13/2023	GORDON FOOD SERVICE	105225	RECONCILED	1/1/2024		7,858.96
23648	ACCOUNTS_PAYABLE	12/13/2023	GRAINGER INC	105375	RECONCILED	1/1/2024		781.73
23649	ACCOUNTS_PAYABLE	12/13/2023	HILL INTERNATIONAL TRUCKS, LLC	116090	RECONCILED	1/1/2024		677.60
23650	ACCOUNTS_PAYABLE	12/13/2023	HUNTINGTON NATIONAL BANK	397255	RECONCILED	1/1/2024		175.00
23651	ACCOUNTS_PAYABLE	12/13/2023	JULIAN & GRUBE, INC.	271920	RECONCILED	1/1/2024		1,866.00
23652	ACCOUNTS_PAYABLE	12/13/2023	K-12 BUSINESS CONSULTING, INC.	142010	RECONCILED	1/1/2024		3,250.00
23653	ACCOUNTS_PAYABLE	12/13/2023	LUCAS FOOD SERVICE	396189	RECONCILED	1/1/2024		71.25
23654	ACCOUNTS_PAYABLE	12/13/2023	MANSFIELD RUBBER STAMP	176650	RECONCILED	1/1/2024		7.50
23655	ACCOUNTS_PAYABLE	12/13/2023	MAXIM HEALTHCARE SERVICES	131600	RECONCILED	1/1/2024		10,440.00
23656	ACCOUNTS_PAYABLE	12/13/2023	MID OHIO EDUCATIONAL SERV CTR	227880	RECONCILED	1/1/2024		60.00
23657	ACCOUNTS_PAYABLE	12/13/2023	MID OHIO TROPHY & AWARDS	189750	RECONCILED	1/1/2024		770.50
23658	ACCOUNTS_PAYABLE	12/13/2023	NEFF COMPANY	203350	RECONCILED	1/1/2024		685.13
23659	ACCOUNTS_PAYABLE	12/13/2023	O'Reilly Auto Parts	208487	OUTSTANDING			598.45
23660	ACCOUNTS_PAYABLE	12/13/2023	OSBA	206425	RECONCILED	1/1/2024		2,400.00

Start Date: 12012023

End Date: 12312023

LUCAS LOCAL SCHOOL DISTRICT

Monthly Check Register

Check Number	Type	Date	Name	Vendor #	Status	Reconcile Date	Void Date	Amount
23661	ACCOUNTS_PAYABLE	12/13/2023	POWELL SUPPLY	216600	RECONCILED	1/1/2024		\$ 871.48
23662	ACCOUNTS_PAYABLE	12/13/2023	PRO-TURF, INC.	217965	RECONCILED	1/1/2024		984.14
23663	ACCOUNTS_PAYABLE	12/13/2023	RICHLAND COUNTY	229025	RECONCILED	1/1/2024		21,491.37
23664	ACCOUNTS_PAYABLE	12/13/2023	RIGHTWAY FOOD SERVICE	397070	RECONCILED	1/1/2024		1,515.63
23665	ACCOUNTS_PAYABLE	12/13/2023	SC STRATEGIC SOLUTIONS, LLC	232755	RECONCILED	1/1/2024		6,495.00
23666	ACCOUNTS_PAYABLE	12/13/2023	SMITHFOODS INC	252305	RECONCILED	1/1/2024		1,433.19
23667	ACCOUNTS_PAYABLE	12/13/2023	T A C	266500	RECONCILED	1/1/2024		188.04
23668	ACCOUNTS_PAYABLE	12/13/2023	TOWN MONEY SAVER INC	131616	RECONCILED	1/1/2024		926.00
23669	ACCOUNTS_PAYABLE	12/13/2023	Treasurer of State	131124	RECONCILED	1/1/2024		45.00
23670	ACCOUNTS_PAYABLE	12/13/2023	US BANK EQUIPMENT FINANCE	211135	RECONCILED	1/1/2024		1,879.53
23671	ACCOUNTS_PAYABLE	12/13/2023	VILLAGE OF LUCAS	276380	RECONCILED	1/1/2024		6,982.46
23672	ACCOUNTS_PAYABLE	12/13/2023	W WILLIAM SCHMIDT & ASSOCIATES INC	396851	RECONCILED	1/1/2024		173.90
23673	ACCOUNTS_PAYABLE	12/13/2023	OHIO SCHOLARS ASSOCIATION	131643	OUTSTANDING			50.00
23674	ACCOUNTS_PAYABLE	12/18/2023	HERMAN, BRADLEY	131456	RECONCILED	1/1/2024		557.84
23675	ACCOUNTS_PAYABLE	12/20/2023	AMAZON CAPITAL SERVICES	5240	OUTSTANDING			37.13
23676	ACCOUNTS_PAYABLE	12/20/2023	JOSTENS INC	141530	RECONCILED	1/1/2024		520.52
23677	ACCOUNTS_PAYABLE	12/20/2023	MIKE'S MUSIC CORNER	191500	RECONCILED	1/1/2024		70.77
23678	ACCOUNTS_PAYABLE	12/20/2023	MID OHIO EDUCATIONAL SERV CTR	227880	OUTSTANDING			17,816.40
23679	ACCOUNTS_PAYABLE	12/20/2023	WOOD, JENNIFER	394000	RECONCILED	1/1/2024		189.40
23680	ACCOUNTS_PAYABLE	12/20/2023	GIONINO'S PIZZA	397180	OUTSTANDING			90.00
23681	ACCOUNTS_PAYABLE	12/20/2023	AMAZON CAPITAL SERVICES	5240	OUTSTANDING			1,497.66
23682	ACCOUNTS_PAYABLE	12/20/2023	CARDINAL BUS SALES	396769	RECONCILED	1/1/2024		48.20
23683	ACCOUNTS_PAYABLE	12/20/2023	FAMILY LIFE COUNSELING &	131589	OUTSTANDING			2,955.00
23684	ACCOUNTS_PAYABLE	12/20/2023	GRAINGER INC	105375	RECONCILED	1/1/2024		337.00
23685	ACCOUNTS_PAYABLE	12/20/2023	HILL INTERNATIONAL TRUCKS, LLC	116090	RECONCILED	1/1/2024		823.84
23686	ACCOUNTS_PAYABLE	12/20/2023	KIMBALL MIDWEST	397105	RECONCILED	1/1/2024		70.50
23687	ACCOUNTS_PAYABLE	12/20/2023	MELINDA K. SMITH	252600	RECONCILED	1/1/2024		320.00
23688	ACCOUNTS_PAYABLE	12/20/2023	PETERS, KALIAL & MARKAKIS	183088	RECONCILED	1/1/2024		1,987.50
23689	ACCOUNTS_PAYABLE	12/20/2023	SASCO SPECIALTY ADVERTIS	235250	RECONCILED	1/1/2024		114.50
23690	ACCOUNTS_PAYABLE	12/20/2023	The Meeting Connection	268076	OUTSTANDING			210.00
23691	ACCOUNTS_PAYABLE	12/21/2023	ROUTE 39 DESIGNS	232265	RECONCILED	1/1/2024		1,626.50
23692	ACCOUNTS_PAYABLE	12/21/2023	ELISABETH ROLLISON	231950	RECONCILED	1/1/2024		300.00
23693	ACCOUNTS_PAYABLE	12/21/2023	OMEA DISTRICT 10	206385	OUTSTANDING			42.00
23694	ACCOUNTS_PAYABLE	12/21/2023	OSBA	206425	RECONCILED	1/1/2024		1,750.00
23695	ACCOUNTS_PAYABLE	12/21/2023	PICKERING, ERIC	211683	RECONCILED	1/1/2024		822.02
23696	ACCOUNTS_PAYABLE	12/21/2023	SYDNEE BLACKLEDGE	25870	OUTSTANDING			1,000.00
23697	ACCOUNTS_PAYABLE	12/21/2023	W WILLIAM SCHMIDT & ASSOCIATES INC	396851	RECONCILED	1/1/2024		233.84
23698	ACCOUNTS_PAYABLE	12/22/2023	STARK COUNTY COG	397268	OUTSTANDING			248.44

Grand**\$ 522,541.68**

Total

LUCAS LOCAL SCHOOL DISTRICT

Monthly Summary of Revenues by Fund

Fund	Description	FYTD Receivable	FYTD Actual Receipts	MTD Actual Receipts	FYTD Balance Receivable	FYTD Percent Receivable
001	GENERAL	\$ 8,929,010.00	\$ 4,416,889.68	\$ 348,912.30	\$ 4,512,120.32	49.47 %
003	PERMANENT IMPROVEMENT	0.00	0.00	0.00	0.00	0.00
006	FOOD SERVICE	220,830.00	88,966.80	31,304.18	131,863.20	40.29
007	SPECIAL TRUST	885.00	617.48	104.72	267.52	69.77
008	ENDOWMENT	9,675.00	4,207.69	3,204.82	5,467.31	43.49
018	PUBLIC SCHOOL SUPPORT	8,650.00	3,542.22	2,415.00	5,107.78	40.95
019	OTHER GRANT	48,000.00	2,802.25	0.00	45,197.75	5.84
020	SPECIAL ENTERPRISE FUND	0.00	0.00	0.00	0.00	0.00
070	CAPITAL PROJECTS	1,075,000.00	0.00	0.00	1,075,000.00	0.00
200	STUDENT MANAGED ACTIVITY	19,750.00	14,991.60	3,916.96	4,758.40	75.91
300	DISTRICT MANAGED ACTIVITY	126,350.00	80,948.62	9,116.19	45,401.38	64.07
451	DATA COMMUNICATION FUND	5,400.00	2,838.30	0.00	2,561.70	52.56
467	Student Wellness and Success Fund	0.00	0.00	0.00	0.00	0.00
499	MISCELLANEOUS STATE GRANT FUND	0.00	0.00	0.00	0.00	0.00
507	ELEMENTARY AND SECONDARY SCHOOL EMERGENCY RELIEF FUND	489,181.60	68,705.22	0.00	420,476.38	14.04
508	GOVERNOR'S EMERGENCY EDUCATION RELIEF FUND	0.00	0.00	0.00	0.00	0.00
510	CORONA VIRUS RELIEF FUND	0.00	0.00	0.00	0.00	0.00
516	IDEA PART B GRANTS	109,487.08	2,549.90	2,549.90	106,937.18	2.33
572	TITLE I DISADVANTAGED CHILDREN	73,051.05	10,229.80	10,229.80	62,821.25	14.00
584	TITLE IV, PART A STUDENT SUPP AND ACADEMIC ENRICH	10,000.00	0.00	0.00	10,000.00	0.00
587	IDEA PRESCHOOL-HANDICAPPED	2,436.66	0.00	0.00	2,436.66	0.00
590	IMPROVING TEACHER QUALITY	15,117.08	0.00	0.00	15,117.08	0.00
599	MISCELLANEOUS FED. GRANT FUND	100,000.00	0.00	0.00	100,000.00	0.00
Grand Total		\$ 11,242,823.47	\$ 4,697,289.56	\$ 411,753.87	\$ 6,545,533.91	

LUCAS LOCAL SCHOOL DISTRICT

Spending Plan Summary

ODE Line Number	Monthly Estimate	Monthly Actual	Monthly Difference	FYDTEstimate	FYTDActual	FYTDDifference
01.010 General Property (Real Estate)	\$ 0.00	\$ 0.00	\$ 0.00	\$ 745,000.00	\$ 702,163.08	\$ (42,836.92)
01.020 Tangible Personal Property Tax	0.00	0.00	0.00	1,126,530.00	1,310,281.67	183,751.67
01.030 Income Tax	0.00	0.00	0.00	0.00	0.00	0.00
01.035 Unrestricted Grants-in-Aid	229,320.00	240,287.07	10,967.07	1,375,920.00	1,455,760.85	79,840.85
01.040 Restricted Grants-in-Aid	17,939.00	17,497.44	(441.56)	107,634.00	106,997.52	(636.48)
01.045 Restricted Federal Grants-in-Aid - SFSF	0.00	0.00	0.00	0.00	0.00	0.00
01.050 State Share of Local Property Taxes	0.00	0.00	0.00	154,623.00	154,782.67	159.67
01.060 All Other Operating Revenue	29,500.00	48,434.19	18,934.19	173,856.00	279,995.50	106,139.50
01.070 Total Revenue	276,759.00	306,218.70	29,459.70	3,683,563.00	4,009,981.29	326,418.29
02.010 Proceeds from Sale of Notes	0.00	0.00	0.00	0.00	0.00	0.00
02.020 State Emergency Loans & Advancements (Approved)	0.00	0.00	0.00	0.00	0.00	0.00
02.040 Operating Transfers-In	0.00	0.00	0.00	0.00	0.00	0.00
02.050 Advances-In	0.00	0.00	0.00	0.00	0.00	0.00
02.060 All Other Financial Sources	0.00	3,454.21	3,454.21	7,000.00	9,154.38	2,154.38
02.070 Total Other Financing Sources	0.00	3,454.21	3,454.21	7,000.00	9,154.38	2,154.38
02.080 Total Revenues and Other Financing Sources	276,759.00	309,672.91	32,913.91	3,690,563.00	4,019,135.67	328,572.67
03.010 Personal Services	284,090.00	283,595.25	(494.75)	1,801,971.00	1,797,720.69	(4,250.31)
03.020 Employees' Retirement/Insurance Benefits	112,500.00	61,380.37	(51,119.63)	673,755.00	621,370.15	(52,384.85)
03.030 Purchased Services	120,000.00	76,396.84	(43,603.16)	526,063.00	323,321.50	(202,741.50)
03.040 Supplies and Materials	30,500.00	17,802.93	(12,697.07)	186,696.59	169,142.97	(17,553.62)
03.050 Capital Outlay	105,596.00	11,501.72	(94,094.28)	130,496.00	26,685.04	(103,810.96)
03.060 Intergovernmental	0.00	0.00	0.00	0.00	0.00	0.00
04.010 Debt Service: All Principal (Historical)	0.00	0.00	0.00	0.00	0.00	0.00
04.020 Debt Service: Principal-Notes	0.00	0.00	0.00	0.00	0.00	0.00
04.030 Debt Service: Principal - State Loans	0.00	0.00	0.00	0.00	0.00	0.00
04.040 Debt Service: Principal - State Advancements	0.00	0.00	0.00	0.00	0.00	0.00
04.050 Debt Service: Principal - HB 264 Loans	0.00	0.00	0.00	37,000.00	37,000.00	0.00
04.055 Debt Service: Principal - Other	0.00	0.00	0.00	0.00	0.00	0.00
04.060 Debt Service: Interest and Fiscal Charges	0.00	0.00	0.00	3,663.00	3,663.00	0.00
04.300 Other Objects	3,300.00	10,731.08	7,431.08	67,575.00	71,420.84	3,845.84
04.500 Total Expenditures	655,986.00	461,408.19	(194,577.81)	3,427,219.59	3,050,324.19	(376,895.40)
05.010 Operational Transfers - Out	0.00	0.00	0.00	0.00	0.00	0.00
05.020 Advances - Out	0.00	0.00	0.00	0.00	0.00	0.00
05.030 All Other Financing Uses	0.00	0.00	0.00	0.00	0.00	0.00
05.040 Total Other Financing Uses	0.00	0.00	0.00	0.00	0.00	0.00
05.050 Total Expenditure and Other Financing Uses	655,986.00	461,408.19	(194,577.81)	3,427,219.59	3,050,324.19	(376,895.40)
06.010 Excess Rev & Oth Financing Sources over(under) Exp & Oth F	(379,227.00)	(151,735.28)	227,491.72	263,343.41	968,811.48	705,468.07
07.010 Cash Balance-July1 -Excluding Proposed Renew/Replace & New	0.00	12,607,580.91	12,607,580.91	0.00	11,487,034.15	11,487,034.15
07.020 Cash Balance June 30	(379,227.00)	12,455,845.63	12,835,072.63	263,343.41	12,455,845.63	12,192,502.22
08.010 Estimated Encumbrances June 30	0.00	1,053,400.33	1,053,400.33	0.00	1,053,400.33	1,053,400.33